

PRODUCT SHEET

BRIGHTBOX COUNTER

Counters | Counters



BRIGHTBOX COUNTER

- Internal electric connectors in the frame for easy installation without cables • Stable 100 mm frame
- Linkable magnetic sides to connect multiple Brightbox Counters together

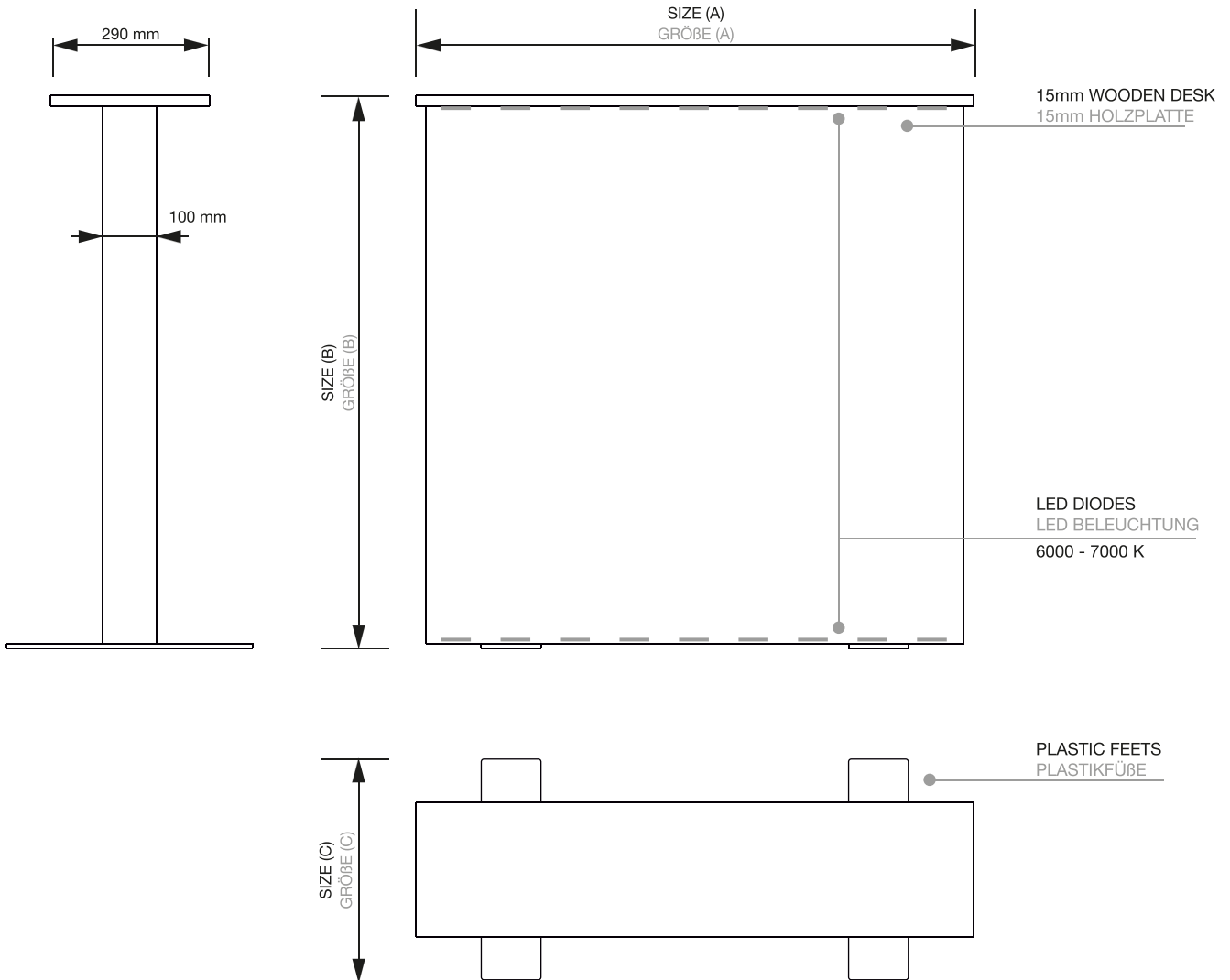
BRIGHTBOX THEKE

- Interne elektrische Anschlüsse im Rahmen für eine einfache kabellose Installation • Stabiler 100 mm Rahmen
- Verknüpfbare Magnet-Seiten um mehrere Brightbox-Theken miteinander zu verbinden

PRODUCT SHEET

BRIGHTBOX COUNTER

Counters | Counters



ACCESSORIES ZUBEHÖR



(CBBX-BO)
BLOCK-OUT FILM
BLOCK-OUT FILM

PRODUCT SHEET

BRIGHTBOX COUNTER

Counters | Counters

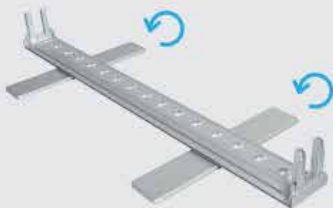


Article code	EAN / GTIN	Graphics size	Size (A x B x C)	Net weight	Consumption
Artikelcode	EAN / GTIN	Grafikformat	Größe (A x B x C)	Netto Gewicht	Leistung
CBBOX-TTB	8596052122521	1000 x 1000 mm	1000 x 1030 x 400 mm	10,00 kg	0,0 W

Article code	Packing size	Packing weight	Pcs / Pallet	Weight of pallet	Volumetric weight	UPS ratio (Belt size)	Shipping
Artikelcode	Verpackungsgröße	Versandgewicht	Stck / Palette	Paletten-gewicht	Volumen-gewicht	UPS Koeffizient (Gurtmaß)	Versandart
CBBOX-TTB	315 x 1070 x 160 mm	11,00 kg	32	372 kg	10,79 kg	2020 mm	other

INSTRUCTION FOR INSTALLATION

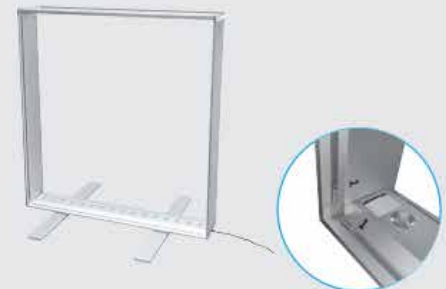
1 Make the feet rotate 90°



2 Connect the transformer



3 Match the same number together to connect correctly



5 Put on graphics



6 Put the board on the right location



7 Rotate the key in clockwise to lock together



8 Connect the power cable then plug in

